

# SH 338 IP

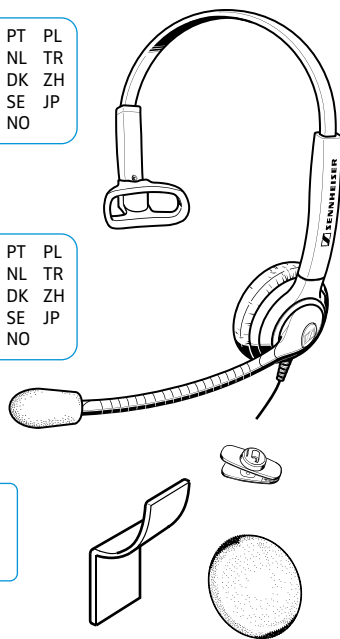
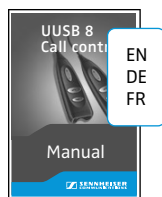
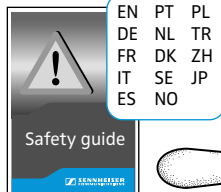
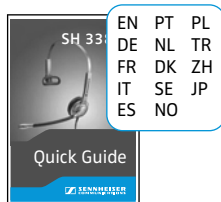


Quick Guide  
Kurzanleitung  
Guide rapide  
Guida rápida


Instrucciones resumidas  
Beknopte handleiding  
Guida rápido



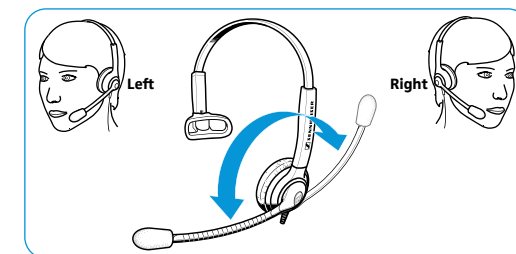
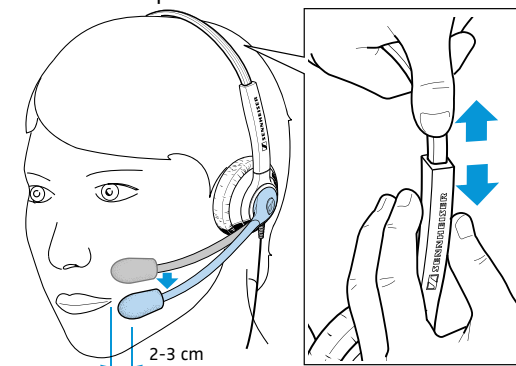
Delivery includes | Lieferumfang | Contenu | Dotazione  
| Volumen de suministro | Itens fornecidos |  
Leveringsomvang



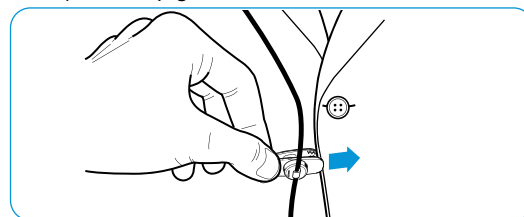
Connecting | Anschlussmöglichkeiten | Possibilités de  
raccordement | Possibilità di collegamento | Posibili-  
dades de conexión | Ligações possíveis | Aansluit-  
mogelijkheden



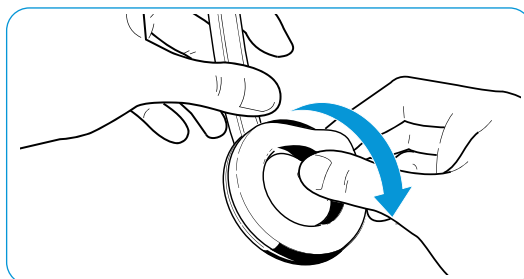
Wearing the headset | Headset aufsetzen | Mettre  
le casque téléphonique | Indossare l'headset | Poner-  
se los auriculares | Colocar os micro-auscultadores |  
De headset opzetten



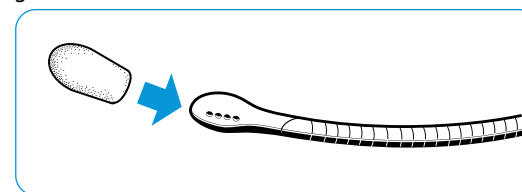
Using the cable clip | Kabel-Clip verwenden | Utiliser  
le clip de fixation | Utilizzo della clip per cavo |  
Utilizar el clip de cable | Utilizar o grampo para  
cabo | Kabelclip gebruiken




Replacing the earpads | Ohrpolster austauschen |  
Remplacer les coussinets d'oreille | Sostituzione dei  
cuscinetti auricolari | Cambiar las almohadillas |  
Substituir as almofadas | Oorkussens vervangen



Using the popshield | Windschutz verwenden |  
Utiliser la bonnette anti-pluies | Utilizzo della  
protezione antivento | Uso de la protección contra el  
viento | Utilizar a protecção contra vento | Windkap  
gebruiken



Using the headset holder | Headsethalter verwen-  
den | Utiliser le support de casque téléphonique |  
Utilizzo del supporto headset | Utilizar el soporte de  
los auriculares | Utilizar o suporte dos microauscul-  
tadores | Headsetbevestiging gebruiken



Detailed information | Ausführliche Informationen |  
Informations détaillées | Informazioni dettagliate |  
Informaciones detalladas | Informações detalhadas |  
Uitvoerige informatie



[www.senncom.com/support](http://www.senncom.com/support)

Accessories | Zubehör | Accessoires | Accessori |  
Accesorios | Acessórios | Toebehoren



Call Control Software  
[www.senncom.com/headsetup](http://www.senncom.com/headsetup)

Sennheiser Communications A/S

Langager 6, 2680 Solrød Strand, Denmark  
[www.senncom.com](http://www.senncom.com)

Printed in China, Publ. 03/11, A01



# SH 338 IP

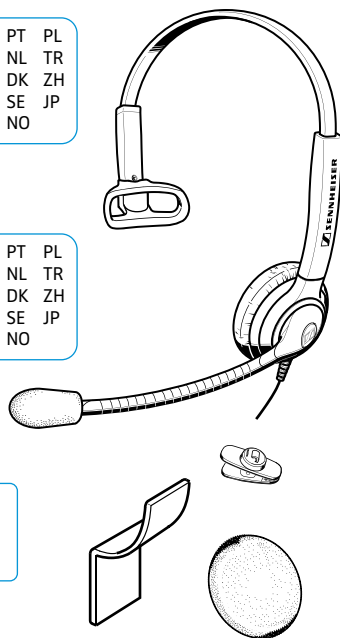
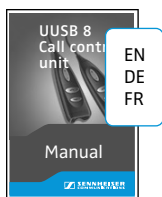
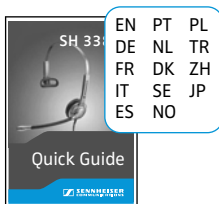


QuickGuide  
Snabbguide  
QuickGuide  
Krótka instrukcja obsługi


Hızlı Kılavuz  
快速指南  
クイックガイド



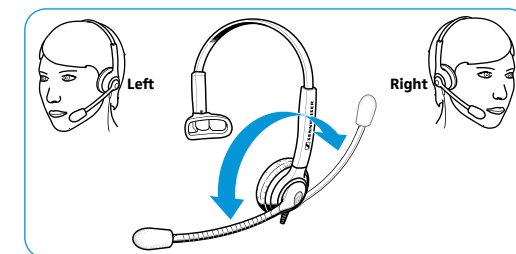
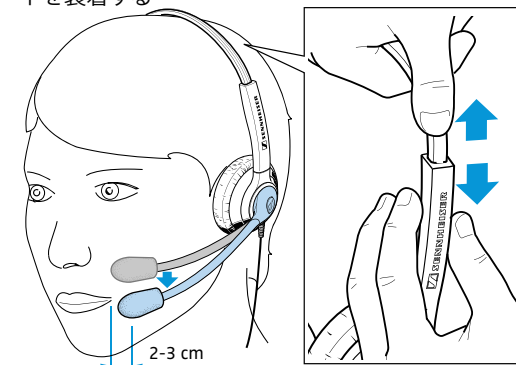
Leveringsomfang | Medföljande delar | Leveransomfang | Zakres dostawy | Teslimat Kapsamı | 供货范围 | 同梱されているもの



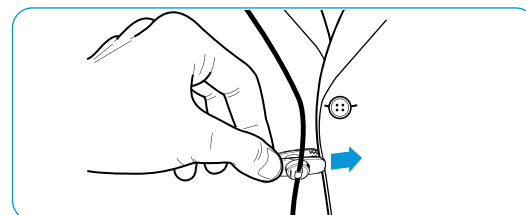
Tiilslutningsmuligheder | Anslutning | Tilkoblingsmuligheter | Dopasowanie haczyków zausznych | Bağlantı olanakları | 连接可能性 | 接続方法



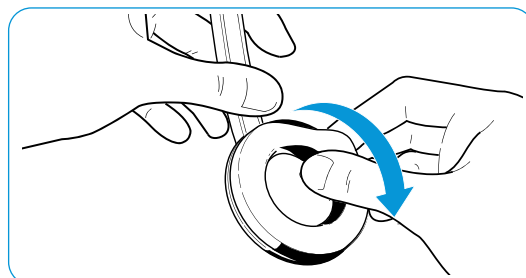
Brug af hovedsæt | Ta på headsetet | Sette på hodesettet | Wkładanie słuchawek dokanałowych do uszu | Kulaklığın takılması | 戴上耳机 | ヘッドセットを装着する



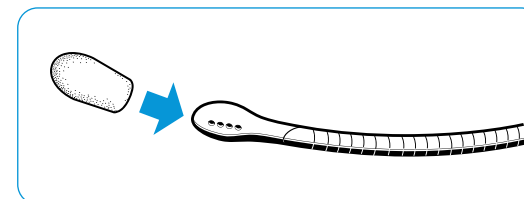
Brug af kabelclips | Använd kabelklämman | Bruk av kabelklips | Wymiana wkładek | Kablo mandalı kullanılması | 使用耳机线夹 | ケーブルクリップを使用する




Udskiftning af ørepolstringer | Byt öronkuddar | Utskiftning av øreputer | Czyszczenie | Kulak yastığının değiştirilmesi | 更换耳垫 | イヤーパッドを交換する



Anvendelse af vindbeskyttelse | Använd vindschild | Bruk av vindbeskyttelse | Przechowywanie i transport | Rüzgar kalkanı takılması | 使用防风罩 | ポップシールドを使用する



Anvendelse af hovedsætholder | Använd headsethållaren | Bruk av hodesettholder | Szczegółowe informacje | Kulaklık seti tutucusunun kullanılması | 使用耳机座 | ヘッドセットホルダーを使用する



Udførlige informationer | Mer information | Detaljert informasjon | Dane techniczne | Ayrıntılı bilgiler | 详细信息 | 詳細情報



Tilbehør | Tillbehör | Tilbehør | Przetwornik | Akcesuar | 附件 | アクセサリー



Sennheiser Communications A/S  
Langager 6, 2680 Solrød Strand, Denmark  
www.senncom.com

Printed in China, Publ. 03/11, A01

